

Details: What You as a Producer Need to Know About the New Scrapie Eradication Program

The National Program to Eradicate Scrapie Needs Your Help and Participation

As a producer, you are the most important person in the effort to eradicate scrapie in our nation's sheep flocks and goat herds. You know your animals and you will be the first to see signs of the disease.

We understand that this is a difficult time for producers and we appreciate the fact that the eradication program will take scarce time, effort and resources from you, but we hope you will view the program as an investment in your future and the future of your industry.

So why do we ask you to make that investment, now?

- Scrapie is a nasty, difficult and dangerous disease because:
 - It is always fatal;
 - It can take up to six years or more to show clinical signs;
 - It is a transmissible spongiform encephalopathy (TSE), in the same category of diseases as the so-called "mad cow disease". Although there is no evidence that it can spread to humans either through consumption of meat or dairy products or through handling of animals, our industry

may be subject to the same negative **public perceptions** that afflict other species with TSEs.

- It is estimated that the annual cost of scrapie to producers is \$20-25 million, and that figure does **not** count losing export opportunities to two key competing countries, New Zealand and Australia, which are the only countries recognized as scrapie-free by the U.S.
- Currently scrapie does exist in the nation's sheep flocks and goat herds, but it is not rampant, so eradication efforts now are less costly than if the disease were to be left unchecked.
- A fair, workable indemnification program has been established to minimize producers' financial risks. The indemnification program is based on actual market prices, including a premium for registered animals.
- The existing, voluntary Scrapie Flock Certification Program (SFCP), while small in scale, provides a source of scrapie-free replacement stock.

So please join in the fight to eradicate scrapie from the U.S.

General Information

The purpose of this information brochure is to provide you, as a sheep and/or goat producer with facts and details you'll need to help eradicate scrapie. Frankly, the goal of eradicating scrapie is a big one that will take a long time and the process is complicated.

Why is it complicated? There are several reasons. One is because the disease takes so long to manifest itself with clinical signs. Further, until recently there has been no live animal test for the disease, and the new test requires a lymphoid tissue biopsy of the third eyelid rather than a simple blood or urine test used to identify many other diseases.

And most importantly, the eradication process requires an identification system which allows diseased, exposed and high-risk individuals to be traced back to their flock/herd of origin so that the spread of scrapie within and from these flocks/herds can be prevented.

In setting up the eradication program, its planners considered several options for identification programs, including requiring individual identification of every sheep and goat in the U.S. In the end, they chose a more practical approach of eliminating the need for individual identification numbers and restrictive movements for non-breeding sheep (feeder/slaughter lambs) under 18 months of age and goats moving into slaughter channels. However, as exceptions were made, the rules and regulations of the program became somewhat complicated.

For that reason, to achieve the goal of telling you *what you need to know*, a fair amount of detail is needed. Toward that aim, we have arranged the compliance information in an **8 Step** system supported by charts and illustrations.

November 2001


Step #1: Determine if your sheep or goats need official ear tags or other official identification (ID) to move interstate.

The following groups need **no** ID and have **no** movement restrictions:

- All sheep under 18 months of age moving into slaughter channels
- All goats moving into slaughter channels
- Low-risk commercial goats which are defined as those:
 - raised for fiber and/or meat;
 - not registered or exhibited;
 - which have not been in contact with sheep;
 - not scrapie positive, high-risk or exposed animals;
 - not from an infected or source herd.
- Wethers for exhibition
- Animals moving for grazing, if no change in ownership occurs

The following animals will need ID (ear tags or tattoos):

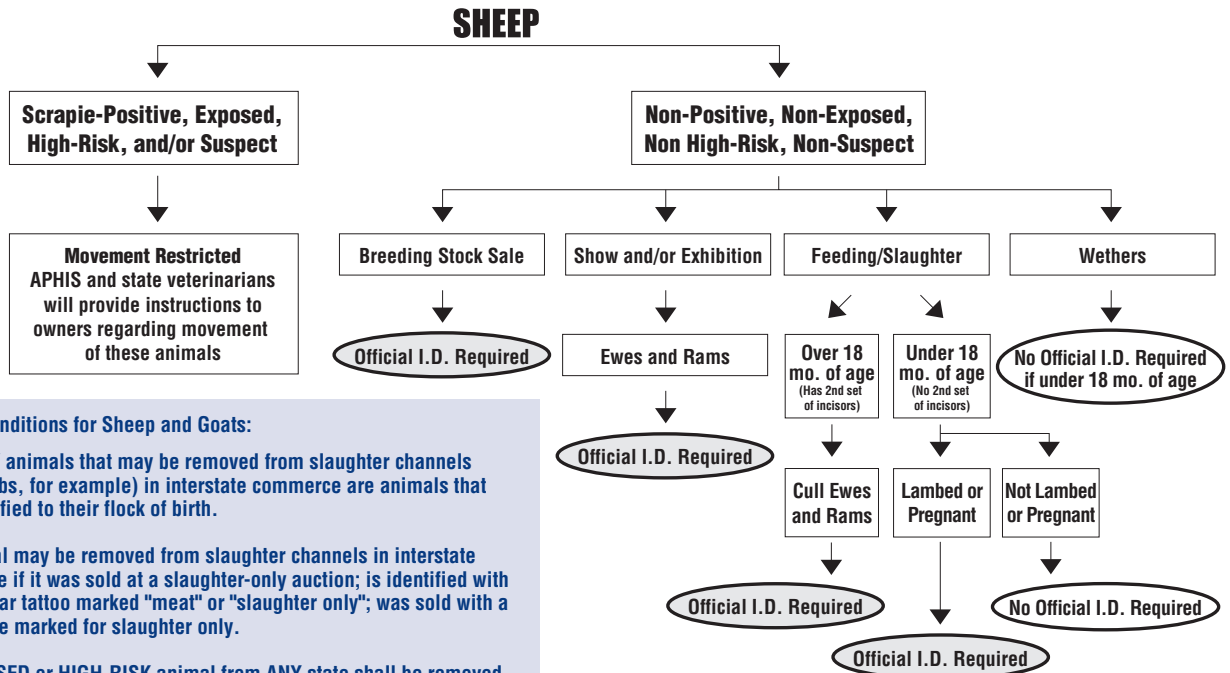
- All breeding sheep regardless of age.
- All sheep 18 months and older.
- All sheep and goats for exhibition other than castrated males.
- All scrapie-exposed, suspect, test-positive and high-risk animals.
- Breeding goats, except low-risk commercial goats.
- Sheep under 18 months in slaughter channels that are:
 - females which are pregnant or have aborted; or
 - sexually intact animals from a scrapie infected flock/herd.



Note: Animals currently participating in Scrapie Flock Certification Program (SFCP) will not need additional identification.

Identification requirements for sheep and goats in the scrapie eradication program
(Further details listed in Tables 1-4 on reverse side)

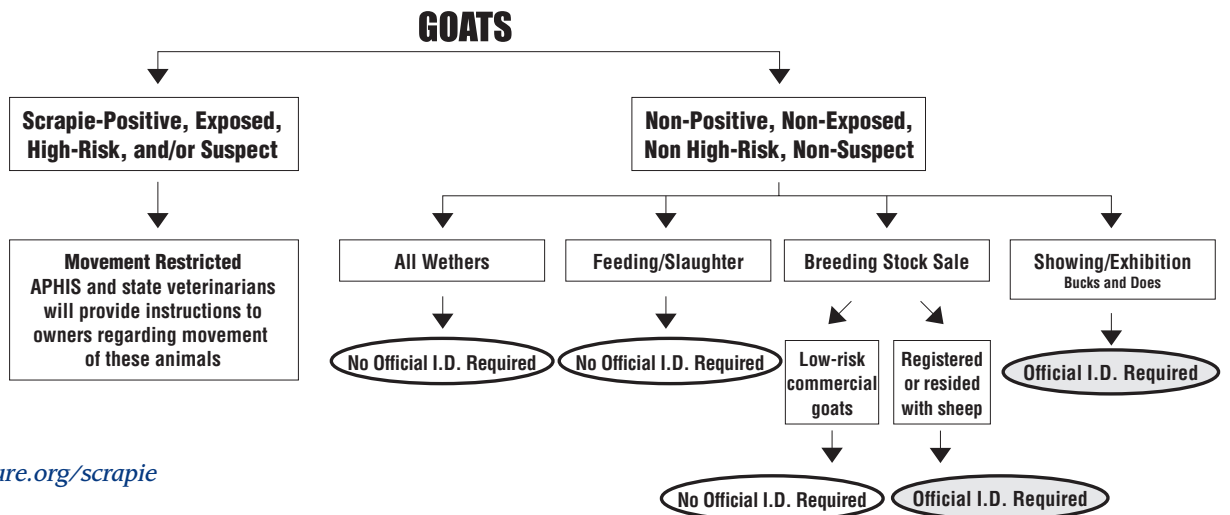
SHEEP



General Conditions for Sheep and Goats:

- The **ONLY** animals that may be removed from slaughter channels (ewe lambs, for example) in interstate commerce are animals that are identified to their flock of birth.
- **NO** animal may be removed from slaughter channels in interstate commerce if it was sold at a slaughter-only auction; is identified with a tag or ear tattoo marked "meat" or "slaughter only"; was sold with a bill of sale marked for slaughter only.
- **NO EXPOSED** or **HIGH-RISK** animal from **ANY** state shall be removed from slaughter channels once it has entered interstate commerce.

GOATS




Step #2: Request a Premises (Flock) ID Number.



- To obtain a premises ID number, call your local APHIS, Veterinary Services office (or your state veterinarian's office if you live in Texas or Minnesota). The premises ID number for a farm/ranch will most likely be a state postal abbreviation followed by a two to five-digit number.
- Note: ID requirements will be in effect as of November

19, 2001 for most sheep and goats; February 19, 2002 for commercial whiteface breeding sheep under 18 months of age. For additional information, call toll free 866-USDA-TAG (866-873-2824).

Step #3: Determine which of the approved ear tags or other approved ID systems work best for you.



After receiving a premises ID number, producers will have four options for official ear tags. The tags described in the first three options will be provided free from USDA-APHIS to producers for the first two years of the program. (Note: Some states have decided to use only one type of USDA-provided tag. Please check

with the administering office in your state to confirm the type(s) of USDA-provided tags that will be available in the state.) Tattooing is also permitted as are paint brands and ear notching under certain limited conditions.

If you are using ear tags, you have the following options:

- Option #1** is a sequentially numbered alphanumeric (a combination of letters and numbers) white metal clip-style or white plastic rotary-type tag. These will be sent directly from the administering office or tag company to producers, veterinarians and markets.

Tags with Unique Serial Numbers

Plastic Rotary Tags

Female Part



Male Part



Metal Tags

Back



Front



- Option #2*** is a white metal clip-style or white plastic rotary-type tag with a premises ID number and a serial number. These tags will be provided free, but only in quantities of 100 or more. They will have to be specially ordered by the administering office due to inclusion of the premises ID number.

Premises Tags with Unique Serial Numbers

Plastic Rotary Tags

Female Part



Male Part



- Option #3** is a white metal clip-style or white plastic rotary-type tag with the premises ID number and an individual animal identification number that producers can select the sequence. This tag will be provided free but only in quantities of 100 or more. They will have to be specially ordered by the administering office due to inclusion of the premises ID number.

Premises Tags with Individual Animal Identification Numbers

Plastic Rotary Tags

Female Part

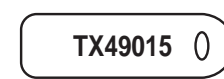


Male Part



Metal Tags

Back



Front



- Option #4** is a custom order tag. These tags will be ordered and paid for by producers from approved tag manufacturers. A list of approved tag companies is being maintained on the APHIS scrapie web page, www.aphis.usda.gov/vs/scrapie. In addition to the premises ID number, these tags can have flock name, producer-selected animal identification numbers, and selected colors (except red and yellow metal tags, which are reserved for official state and federal use).

What do the different Official Tag colors represent?

- Yellow metal** tags are for use by State and Federal personnel to identify scrapie-exposed animals.
- Red metal** tags are for use by State and Federal personnel to identify scrapie-positive animals.


If you are using tattoos, you have the following options:

- Option #1:** Legible registration tattoos may be used to identify animals in interstate commerce when the animal is accompanied by their registration certificate or a health certificate listing the tattoo number.
- Option #2:** Request a premises ID number by calling your local area Veterinary Services Office (866-USDA-TAG). If you have a tattoo prefix assigned by a registry, such as "CBA", you will be assigned the state postal abbreviation followed by your existing prefix when possible. So if you live in Arkansas, for example, your number would be "ARCBA". If you tattoo your animal with this number and an individual number in the other ear, the animal, (i.e. a culled sheep or goat) does not need a certificate to move interstate.

Ears should be used for tattooing when possible. If there is no space in the ear, the entire premises ID number can be tattooed on the flank or tail fold.

Paint brands may be used for animals from low-risk commercial sheep moving directly to slaughter and for grazing if your state registers brands. Registered ear notches can be used for low-risk commercial flocks.

Step #4: Set up a system to record the ear tags or other official ID that are applied.



If you apply tags to animals that were born in your flock or were used for breeding purposes in your flock, your records must contain the following information:

- Premises ID number or serial numbers applied;
- Date applied;
- Number of animals identified;
- For animals not born in your flock that are not


already identified to their flock of origin, you must record the individual number applied and their flock of origin.

While there is no official form for this information at this time, on the reverse side are sample formats you may wish to use.

If you are a dealer as well as a producer and apply tags to animals that are not part of your flock, your records must contain the following information:

- The date tagged and address where the official identification was applied;
- The person from whom the animals were received: name, address, and telephone number;
- The flock of origin: owner's name, address, and telephone number if different;
- Official individual ID numbers applied, and any other identification already in the sheep/goat.

Step #5: Apply official ID before sheep/goats leave your premises.



For most producers, the most practical time for applying ID is shortly before shipment.

Of course, some prefer to do it at birth or shortly thereafter. You may also make arrangements to have the ID applied when your animals are first off-loaded when leaving your premises. You may do whatever is practical so long as it complies with movement regulations.

Note:

1. SFCP identification is official identification for interstate movement.
2. Premises only identification is allowed for limited uses such as grazing and low-risk commercial flocks that use registered brands.
3. Individual registry tattoos issued by breed associations may be used as official identification. Holders of registry


assigned tattoo prefixes should have these linked to their premises in the Scrapie National Database through their local APHIS, Veterinary Services Area Office.

4. If a sheep or goat loses an official ear tag, the person in possession of that animal should re-tag it and record all possible flocks/herds of origin.

Tag pliers

Producers that request USDA provided tags during FY 2001 and 2002 will receive one pair of tag pliers with their first order from USDA. Additional pliers may be requested at the producer's expense. Markets and producers that tag more than 500 sheep per year will be provided with a reasonable number of pliers for the number of animals tagged.

Step #6: Get a health certificate.




All breeding and sexually intact exhibition animals must have a Certificate of Veterinary Inspection (health certificate) issued no more than 30 days before shipment. These certificates must be issued by an accredited veterinarian.

Step #7: Retain ID records for 5 years.



You are required to keep all ID and health certificate records for five years even if the individuals have been slaughtered or have died from other causes.

Step #8: Call for help if needed.



APHIS-Veterinary Services, as well as state officials are **at your service**. They will do anything they can to answer your questions and to help you comply with this important program.

Feel free to call toll-free 866-USDA-TAG (866-873-2824) or refer to the Internet at

www.aphis.usda.gov/vs/scrapie.htm. Phone numbers can be found in the government section of your phone book or at www.aphis.usda.gov/vs/area_offices.htm.

Attached Tables

For your convenience, we have attached the following tables which summarize in one place shipment and identification requirements by type of animal. Again, please call (866-USDA-TAG) if you have any questions or need help.

Note: You may hear or read about “Consistent” and “Inconsistent” States regarding the movement of sheep and goats between states. Please note that all 50 states are currently “Consistent”, so there are **no** current restrictions on movement of animals based on states classified as “Inconsistent.”

Table 1. Sale or movement of breeding, show and/or exhibition animals

Animal Type	Required Identification
Sexually intact sheep/goats (except these specifically listed below in this table)	Official individual animal and premises identification and a health certificate. For any animal born after 1-1-2002, the health certificate must include the flock of birth AND the flock of origin, if different.
Low-risk commercial goats (of any sex) & castrated animals	None, except scrapie-exposed animals.
<p>Low-risk commercial sheep is defined as</p> <ul style="list-style-type: none"> • an animal from a low-risk flock that is a commercial whiteface, whiteface cross or a commercial hair sheep with no known risk factors for scrapie including any exposure to female blackface sheep • identified with a legible, registered permanent brand or ear notch pattern (includes states that recognize brands placed on ear tags as official brands) • not scrapie-positive, suspect, high-risk, exposed animal, and • not from an infected, source or exposed flock • existing in a state where scrapie has not been diagnosed in the previous 10 years in commercial whiteface, whiteface cross or a commercial hair sheep that were not commingled with female blackface sheep. 	<p>Official premises identification that is a permanent brand or ear notch pattern registered with an official brand registry;</p> <p>A brand inspection certificate;</p> <p>Owner statement dated within 30 days of movement stating that the animals were born in the flock and that the flock does not contain any animal exhibiting signs of scrapie, that to the best of his/her knowledge the flock has no risk factors for or exposure to scrapie and has never contained:</p> <ul style="list-style-type: none"> - any animal diagnosed as having scrapie; - any female blackfaced sheep; or - any female blackfaced cross sheep that were not born in the flock. <p>An accredited veterinarian’s statement issued within 12 months of the date of movement indicating that, to the best of his/her knowledge, the flock has no known risk factors for or exposure to scrapie, and that he/she has inspected flock and it does not contain:</p> <ul style="list-style-type: none"> - any animal exhibiting signs of scrapie; - any female blackfaced sheep; or - any female blackfaced cross sheep that were not born in the flock. <p>These statements must include the owner’s name, address, and the premises identification number and a drawing of the owner’s registered brand or ear notch pattern.</p>
Scrapie-exposed, sexually-intact animals and animals from an infected or source flock that are not scrapie-positive, suspect, or high-risk animals	Movement restricted: The APHIS/State veterinarian will provide instructions to owners of these animals.
High-risk, scrapie-positive, or suspect animals, or animals from noncompliant flock	Movement prohibited. These animals are eligible for indemnity.

Table 2. Slaughter animals that are under 18 months of age¹

Animal Type	Required Identification
Sexually intact sheep or goats that are not scrapie-positive, suspect, high-risk, or exposed animals and are not from an infected source flock	None
Castrated animals that are not scrapie-positive or suspect animals	None
Scrapie-exposed and high risk animals or animals from an infected or source flocks that are sexually intact animals and that are not scrapie-positive or suspect	Movement restricted: The APHIS/State veterinarian will provide instructions to owners of these animals.
Scrapie-positive or suspect animals	Prohibited. These animals are eligible for indemnity.

¹ Age determined by a lack of eruption of the second incisor. These animals are **not pregnant** and have **not lambed** and are being sold directly to slaughter, through slaughter channels to slaughter, or to feedlots for later movement to slaughter.

Table 3. Slaughter animals that are over 18 months of age²

Animal Type	Required Identification
Sheep over 18 months of age except these specifically listed below in this table.	Official individual animal and premises identification (Exception: no requirement for official individual animal ID or official premises ID for these slaughter animals if the animals are kept as a group on the same premises on which they were born or used for breeding purposes and are not commingled with animals from another premises at any time, including throughout the feeding, marketing, and slaughter process.)
Low-risk commercial sheep (as defined in Table 1)	<p>Official premises identification that is a permanent legible brand or ear notch pattern registered with an official brand registry or for animals moving directly to slaughter may be a legible paint brand registered with an official brand registry;</p> <p>A brand inspection certificate;</p> <p>An owner's statement dated within 30 days of the movement stating that the flock does not contain any animal exhibiting signs of scrapie, and to the best of his/her knowledge the flock has no risk factors for or exposure to scrapie and has never contained:</p> <ul style="list-style-type: none"> - any animal diagnosed as having scrapie; - any female blackfaced sheep; or - any female blackfaced cross sheep that were not born in the flock. <p>An accredited veterinarian's statement issued within 12 months of the date of movement indicating that, to the best of his or her knowledge, the flock has no known risk factors for or exposure to scrapie, and that he/she has inspected the flock and it does not contain:</p> <ul style="list-style-type: none"> - any animal exhibiting signs of scrapie; - any female blackfaced sheep; or - any female blackfaced cross sheep that were not born in the flock. <p>These statements must include the owner's name, address, and the premises identification number and a drawing of the owner's registered brand or ear notch pattern.</p>
Normal goats over 18 months of age with no history of scrapie	None
Scrapie-exposed and high risk animals or animals from an infected or source flock that are sexually intact animals and that are not scrapie-positive or suspect animals	Movement restricted: The APHIS/State veterinarian will provide instructions to owners of these animals.
Scrapie-positive or suspect animals	Movement prohibited. These animals are eligible for indemnity.

² Age determined by eruption of the second incisor. These animals are either pregnant or have lambled and are for sale or other movement direct to slaughter, through slaughter channels to slaughter, or to feedlots for later movement to slaughter.

Table 4. Movement of animals for grazing or other similar management purposes without change of ownership

Animal Type	Required Identification
Sexually intact sheep or goats* that are not scrapie-positive, suspect, high-risk, or exposed animals and are not animals from an infected or source flock	<p>None</p> <p>*The goats are exempt from ID if they have not commingled with sheep.</p>
Castrated animals that are not scrapie-positive or suspect animals and are not an animal from an infected or source flock	None
Scrapie-exposed and non-high-risk animals from an infected or source flock that are sexually intact animals that are not scrapie-positive, suspect or high-risk animals	Movement restricted: The APHIS/State veterinarian will provide instructions to owners of these animals.
Scrapie-positive, suspect, or sexually intact high-risk animals	Movement prohibited. These animals are eligible for indemnity.

1910 Lyda Avenue, Bowling Green, KY 42104-5809

**Important Information
Read Immediately!**



Summary: Scrapie Eradication Program Identification Requirements

Step #1:

Determine if your sheep or goats need official ear tags or other official identification (ID) to move interstate.

Step #2:

Request a Premises (Flock) ID Number.

Step #3:

Determine which of the approved ear tags or other approved ID systems work best for you.

Step #4:

Set up a system to record the ear tags or other official ID that are applied.

Step #5:

Apply official ID before sheep/goats leave your premises (or arrange for application elsewhere).

Step #6:

Get a health certificate.

Step #7:

Retain ID records for 5 years.

Step #8:

Call toll-free for help if needed.

866-USDA-TAG (866-873-2824)

Clinical Signs of Scrapie

- Weight loss despite retention of appetite
- Behavioral changes
- Itching and rubbing
- Wool pulling
- Biting at legs or side
- Lip smacking
- Loss of coordination
- Increased sensitivity to noise and movement
- High-stepping gait of forelimbs
- Bunny-hop movement of rear
- Swaying of back end
- Tremor
- Down, unable to stand
- Death

You may view a video of clinical signs at www.aphis.usda.gov/vs/scrapie .

***More information about the new
scrapie eradication program, including a
section of Questions and Answers (Q & A),
is available on the Internet at
www.animalagriculture.org/scrapie .***